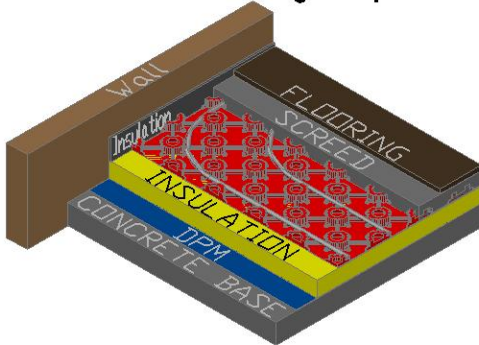


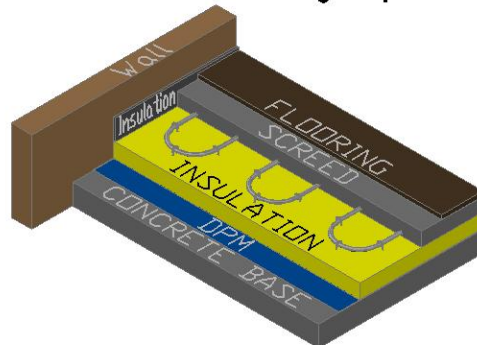
Floor Constructions

Concrete Floor Using Templates



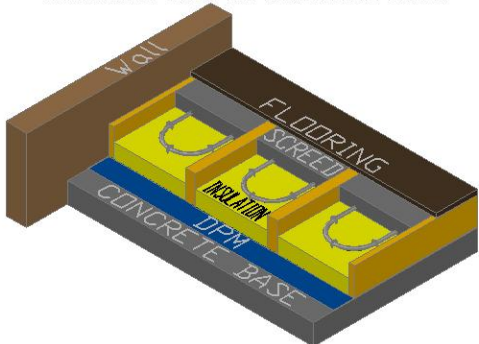
TYPE OF SCREED	SAND/CEMENT <input type="checkbox"/>	PUMP SCREED <input type="checkbox"/>	
ADDITIONAL ITEMS REQUIRED	VISQUEEN <input type="checkbox"/>	EDGE INSULATION <input type="checkbox"/>	FLOOR INSULATION <input type="checkbox"/>
Type of Fixings	Staples <input type="checkbox"/>	Hammer Clips <input type="checkbox"/>	Grip Rails <input type="checkbox"/>

Concrete Floor Using Staples




TYPE OF SCREED	SAND/CEMENT <input type="checkbox"/>	PUMP SCREED <input type="checkbox"/>	
ADDITIONAL ITEMS REQUIRED	VISQUEEN <input type="checkbox"/>	EDGE INSULATION <input type="checkbox"/>	FLOOR INSULATION <input type="checkbox"/>
Type of Fixings	Staples <input type="checkbox"/>	Hammer Clips <input type="checkbox"/>	Grip Rails <input type="checkbox"/>

Wooden Floor on Concrete Base




TYPE OF SCREED	SAND/CEMENT <input type="checkbox"/>	PUMP SCREED <input type="checkbox"/>	
ADDITIONAL ITEMS REQUIRED	VISQUEEN <input type="checkbox"/>	EDGE INSULATION <input type="checkbox"/>	FLOOR INSULATION <input type="checkbox"/>
Type of Fixings	Staples <input type="checkbox"/>	Hammer Clips <input type="checkbox"/>	Grip Rails <input type="checkbox"/>

Joisted Floor Using Cross Battens



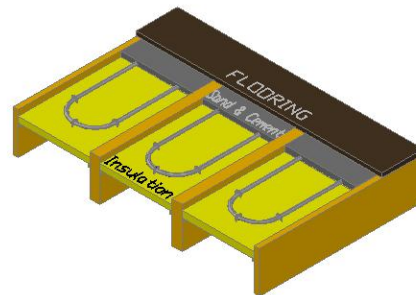
Type of Fixings	Staples <input type="checkbox"/>	Hammer Clips <input type="checkbox"/>
-----------------	----------------------------------	---------------------------------------

Joisted Floor Pipes at 100 Centres




Type of Fixings	Staples <input type="checkbox"/>	Hammer Clips <input type="checkbox"/>
-----------------	----------------------------------	---------------------------------------

Joisted Floor Pipes at 200 Centres



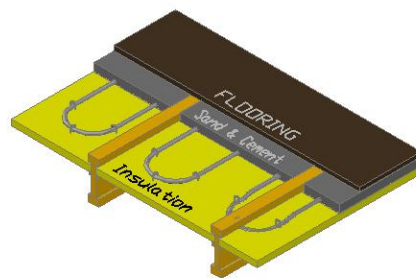
Type of Fixings	Staples <input type="checkbox"/>	Hammer Clips <input type="checkbox"/>
-----------------	----------------------------------	---------------------------------------

Joisted Floor Using Sterling Board



TYPE OF SCREED	SAND/CEMENT <input type="checkbox"/>	PUMP SCREED <input type="checkbox"/>	
ADDITIONAL ITEMS REQUIRED	VISQUEEN <input type="checkbox"/>	EDGE INSULATION <input type="checkbox"/>	FLOOR INSULATION <input type="checkbox"/>
Type of Fixings	Staples <input type="checkbox"/>	Hammer Clips <input type="checkbox"/>	Grip Rails <input type="checkbox"/>

I Beams at 600 Centres Pipes at 200 Centres



Type of Fixings	Staples <input type="checkbox"/>	Hammer Clips <input type="checkbox"/>
-----------------	----------------------------------	---------------------------------------